

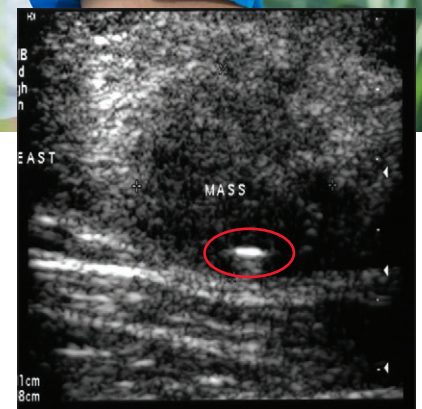


*The natural choice for your patients*



“BiomarC... Demonstrated a statistically significant advantage in visibility over.. UltraClip II MR, UltraClip II PVA, and CeleroMark...”

AJUM Nov. 2012 15 (4)<sup>5</sup>




1x3mm BiomarC at 7 days<sup>2</sup>

The non-metal BiomarC breast biopsy marker provides many unique clinical benefits.

- **Delivers enhanced permanent ultrasound visibility** versus like-sized markers due to the proprietary Pyrolytic Carbon Coating.<sup>5</sup>
- **Offers a nickel-free alternative**, making it a great option for all patients, even the 10-20% of the general population with nickel sensitivity.<sup>4</sup>

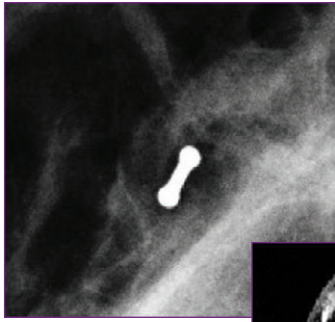
Other marker materials <sup>1</sup>	Contraindicated for patients with nickel allergy <sup>1</sup>	Contains nickel <sup>6</sup>
Nitinol	Yes	Yes
BioDur 108	No	Yes
Inconel 625	No	Yes

- **Features a non-ferromagnetic composition** that leads to less blooming artifact which can interfere with interpretation of MR images.<sup>3</sup>

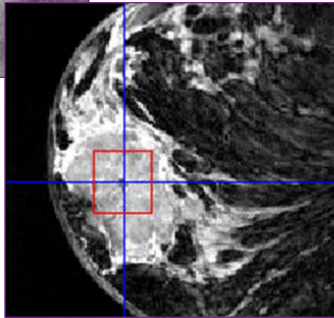


**Mammotome**

# BiomarC's natural, non-metal composition



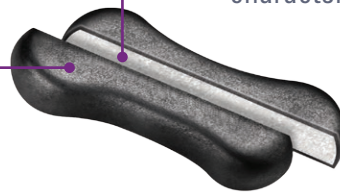
1x3mm, Fischer ST<sup>2</sup>



1x3mm, 4T-MRI<sup>2</sup>

## Zirconium-Oxide (aka ceramic)

- Chosen for its biocompatibility, strength and unique imaging characteristics



## Pyrolytic Carbon Coating:

- Long history of use in mechanical heart<sup>1</sup> valves as it's not recognized in body as a foreign implant material

Petite Barbell  
1x3mm



Barbell  
2x4mm



Tribell  
1x5mm



Contact your local Mammotome representative to order today.

**1-877-9-A-MAMMO**

Catalog Number	Compatible With	Shape, Size	(Modality) Applicator Description
40313	Mammotome elite & core needle	Petite Barbell, 1x3mm	(U/S) Rigid SS 14g needle
40321		Tribell, 1x5mm	(U/S) Rigid SS 14g needle
40314		Barbell, 2x4mm	(U/S) Rigid SS 13g needle
40316		Tribell, 1x5mm	(U/S) Rigid SS 17g needle
40230	Mammotome elite 10g (through introducer)	Barbell, 2x4mm	(U/S) flexible, blunt end-deploy applicator
40229	Mammotome 11g	Barbell, 2x4mm	(ST, U/S) flexible, side-deploy applicator
40234	Mammotome 8g	Barbell, 2x4mm	(ST, U/S) flexible, side-deploy applicator
40230	Hologic Eviva 9g	Barbell, 2x4mm	(ST) flexible, blunt end-deploy applicator
40229	Hologic ATEC 9g (detached needle)	Barbell, 2x4mm	(ST, U/S) flexible, side-deploy applicator
40236	Hologic ATEC 9g (back of probe)	Barbell, 2x4mm	(ST, U/S) flexible, side-deploy applicator
40240	Hologic ATEC 12g (detached needle)	Tribell, 1x5mm	(ST, U/S) flexible, side-deploy applicator

Sources = 1. "Tumark Professional, Tumark VISION, BARD Ultraclip Dual Trigger: IFUs downloaded 2017-06-15"

2. "A NEW BIOMARC TISSUE MARKER FOR BREAST BIOPSY:...", Michael T. Nelson, Dept. of Radiology, Univ. of Minnesota

3. Ghate, et al; Titanium vs Carbon Coated Ceramic Breast Tissue Marker Clips:..., Acad Radiol 2011; 18:770-773

4. "Toxicological Profile for Nickel", August 2005, U.S. Dept. of Health and Human Services, Agency for Toxic Substances and Disease Registry

5. "2012\_SEOW\_AJUM\_Sono visibility of breast tissue markers. AJUM Nov. 2012 15 (4)"

6. "Composition References:" documents "BioDur 108 datasheet, ASTM F 2063-05 Nitinol for Medical Specification, Inconel 625 - Mineral, Metals, & Materials Society 2001"

© 2017 Devicor Medical Products, Inc. part of Leica Biosystems. All rights reserved. LEICA and the Leica logo are registered trademarks of Leica Microsystems IR GbmH. Biomarc is a registered trademark of Carbon Medical Technologies, Inc. in certain countries. Used with permission. Mammotome and Mammotome elite are registered trademarks of Devicor Medical Products, Inc., part of Leica Biosystems, in the USA and optionally in other countries. Other logos, product and/or company names might be trademarks of their respective owners. MDM#1783 Rev. 08/17

Advancing Cancer Diagnostics  
Improving Lives

**Leica**  
BIOSYSTEMS